

# ORDER YOUR CARRIER & POUCHES

Please use the following detailed explanations to assist you with making design choices for your carrier on our website.

## DESIGN NAME

Use this space to name your design. This is especially important if you are ordering more than one design, if not you can just enter your Agency, Department or Company name

## FABRIC COLOR

Select the name of your color choice from one of the fabric swatches that can be found in the Sample Kit Binder, or Indicate that you are sending a swatch for a custom match.

## FRONT M.O.L.L.E



**Yes**



**No**

## M.O.L.L.E./WEBBING COLOR

Select the color choice from one of the webbing options that can be found in the Sample Kit Binder.

## TRAUMA PLATE POUCH

|  |   |   |
|--|---|---|
| The trauma plate pouch that you see in the sample carrier will be included on both the front and back of your carrier. | The trauma plate pouch that you see in the sample carrier will be omitted on both the front and back of your carrier. | The trauma plate pouch that you see in the sample carrier will be included on the front of your carrier only. |
| <b>Yes</b>   | <b>No</b>   | <b>Front Only</b>   |

## BADGE HOLDER

|   |  |  |   |
|---|--|--|---|
|   |            |   |         |
| <p><b><u>Eyelets Only</u></b><br/>You will not be able to attach a velcro badge</p> | <p><b><u>Velcro with Eyelets</u></b><br/>Allows you to attach a metal and a velcro badge</p> | <p><b><u>Panama Choice</u></b><br/>Allows you to attach a metal badge using a matching fabric panel that hides the velcro</p>  | <p><b><u>No Badge Holder</u></b><br/>You will not be able to attach a badge of any kind</p> |

## NAME PLATE HOLDER



### Eyelets Only

You will not be able to attach a velcro name plate



### Velcro with Eyelets

Allows you to attach a metal and a velcro name plate




### No Badge Holder

You will not be able to attach a badge of any kind



### Panama Choice


Allows you to attach a metal name plate using a matching fabric panel with eyelets that hides the velcro.  
Loop Velcro on the garment, Hook Velcro on eyelet panel



### Summerville Choice

Offers a 3.5" x 2.5" matching Fabric panel so you can pin more than one item in the name plate area.  
Loop Velcro on garment, Hook Velcro on fabric panel

## EMBROIDERED ACCESSORIES



Embroidered Badge



Embroidered Name Plate



Embroidered Back Panel

## Embroidered Text, Fabric & Thread Colors

**There are 3 things to enter in this space:**

1. Fabric Color - choose your carrier color or any color that you like from the [Outer Shell Fabric](#) swatches provided.
2. Border color - the color of the thread that is used to finish the edges of the name plate.
3. Name color - the color of thread that is used to sew the name of the officer

**Please explain the format that you would like to use for the officer's name plate:**

**Example:** Abbreviated rank, First initial, Last name.

**Example:** Last name only

**Example:** See the roster we have provided

Describe Your Name Plate  
Design

|                                 |   |
|---------------------------------|---|
| Describe Your Back Panel Design | <p style="text-align: center;"><b>There are 3 things to enter in this space:</b></p> <ol style="list-style-type: none"><li>1. Fabric Color - choose your carrier color or any color that you like from the <a href="#">Outer Shell Fabric</a> swatches provided.</li><li>2. Border color - the color of the thread that is used to finish the edges of the back panel.</li><li>3. Name color - the color of thread that is used to sew the back panel text.</li></ol> <p style="text-align: center;">Enter the text that you would like embroidered on your back panel. <b>Example: Police, Constable, SWAT, Sheriff</b><br/>Make sure to enter the correct spelling, punctuation, or special spacing</p> |
|---------------------------------|---|

## **SELECT OR DESIGN YOUR POUCHES**


**We have a stock selection of pouches to choose from or you can request changes to them to meet your requirements**

**Our pouches are produced in the same fabric that is used to produce our carriers, 500 D. Nylon. They can be made in any color fabric that you request.**


**The pouches that you receive are intended to give you an example of stitching methods that result in a flexible fabric pouch that can be attached to your M.O.L.L.E if your carrier design includes it.**

**Because we have provided built in horizontal webbing on the back of each pouch attaching to your exterior carriers will be easy using any speed clip system.**

**We can easily change the overall size or shape of a pouch if required.**

| Baton/Flashlight   | Large Chemical Agent   | Medium Chemical Agent  |
|--|--|--|
|  <p>2.25"<br/>8"</p>  |  <p>3"<br/>7.25"</p> |  <p>3"<br/>5.75"</p>  |
| Single Handcuff w/ Cover   | Single Handcuff w/o Cover  | Single Magazine  |
|  <p>4"<br/>5.25"</p> |  <p>4"<br/>5"</p>   |  <p>2.25"<br/>6"</p> |

Double Magazine



Radio / Taser



Radio w/ Elastic



### Tri Fold Utility/w Back View



Built in horizontal webbing allows you to use a speed clip system to attach pouches to your exterior carrier if your design includes M.O.L.L.E

### Trifold Cell Phone





## **Additional Remarks:**

1. All velcro on the garment will be LOOP (soft side) and all velcro on embroidered pieces will be HOOK (hard side), unless otherwise specified.
2. Required custom features that are not available through our option selections should be explained by using our Design Sketch page, then scanned and uploaded with your order.
3. Your custom order options are reviewed VERY carefully, no production will take place until we have provided you with an order sheet that calls all of your selections back to you for final approval.